

# FIT-4-NMP Networking and Brokerage Event

organized by FIT-4-NMP H2020 project at the 45<sup>th</sup> International Semiconductor Conference - CAS 2022


## Sensors and Smart Systems for Pollutant and Hazardous Gases

### Short description

A multisensory array is proposed for the detection of gases in three main areas: environmental monitoring, with the target being pollutants such as CO<sub>x</sub>, NH<sub>3</sub>, CH<sub>4</sub> and NO<sub>x</sub>; indoor air quality monitoring, with the target being the detection of VOCs such as CH<sub>2</sub>O and C<sub>6</sub>H<sub>6</sub>; and the detection of explosives (TNT and RDX). An array of sensors dedicated to each targeted gas is proposed such that the constituent sensors can be mixed and matched based on the addressed problem. Thus, a series of sensors based on metallic oxides and including a heater patterned on the back of the chip are developed for the environmental and indoor gases. Sensors based on graphene oxide and polyaniline are also tested a potentially complimentary sensors. To address the high cross sensitivity issues of such sensors an algorithmic correction algorithm is proposed, which determines the range of each gas present in the environment based on the calibration of the sensors to each gas.

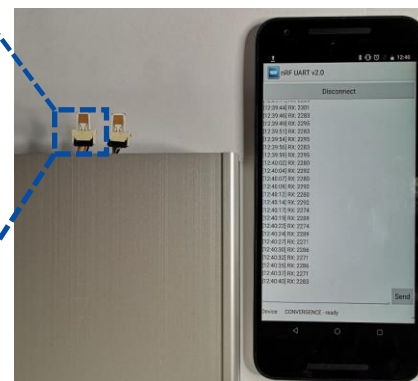
### Organisation

Romelgen was established in 2000 and has had as its goal the distribution and technological support of a range of temperature control device and gas measurement components.



**Heater:** on sensor back

**Sensing area:** on sensor front



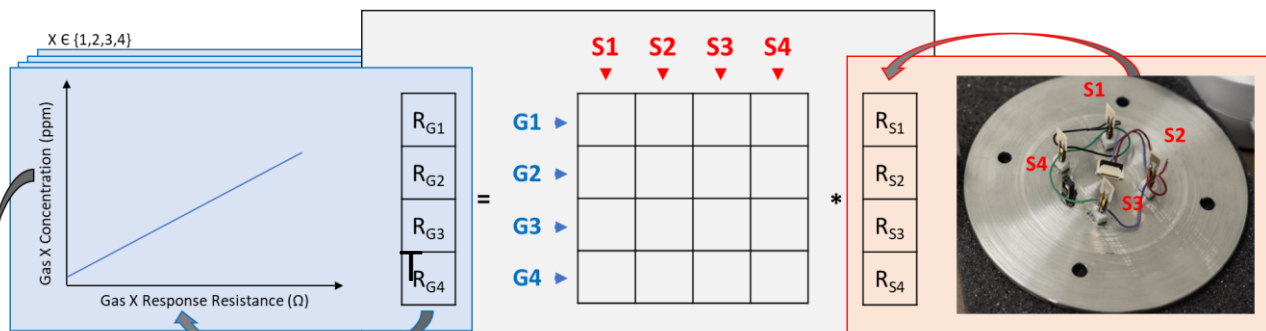
### Data Acquisition

Data acquisition is performed continuously and transmitted to a readout platform (e.g. smartphone). On receiving data from four sensors with specific selectivity to different families of gases (e.g. NH<sub>3</sub>, NO<sub>2</sub>, CO and CH<sub>2</sub>O), the results are sent through a selectivity enhancement matrix. This compares the resistances to those obtained by the sensor to set combinations of the four gasses and on comparing with the calibration curves of the sensors, it gives a readout for the gases detected in the measurement environment.

### Concentration Resolution

### Selectivity Enhancement

### Data Acquisition



### Concentration Data Log

Date	Time	Gas 1 (ppm)	Gas 2 (ppm)	Gas 3 (ppm)	Gas 4 (ppm)
2022-05-01	15:05	0.5	1	12	4.5

**Organisation Romelgen S.R.L. Bucharest, Romania**

### Contact details:

Name:  
Ion Stan  
Email:  
stan.ion2007@yahoo.com  
Telephone:  
+40722 262 118



### Partners:

- National Institute for Research and Development in Microtechnologies
- Institute of Physical Chemistry of the Romanian Academy;
- NANOM MEMS;
- Scientific Research Centre for Defense, CBRN and Ecology
- Institute for Technical Physics And Materials Science (MFA), Hungarian Academy Of Sciences

