

Romania: ICT R&D and participation to FP7

Research & Development expenditure in ICT

- In 2011, public support for ICT R&D (ICT GBAORD) in Romania was €27.3M, 7.6% of total public funding for R&D, which itself amounted to 0.23% of GDP, below the EU average (0.6%);
- In 2010, business expenditure in R&D in the ICT sector (ICT BERD) in Romania amounted to €29.3M, down from €36M the year before. The share of ICT in total BERD was at 13%, below the EU average (19%). Total BERD was 0.2% of GDP, below EU average (1.2%).

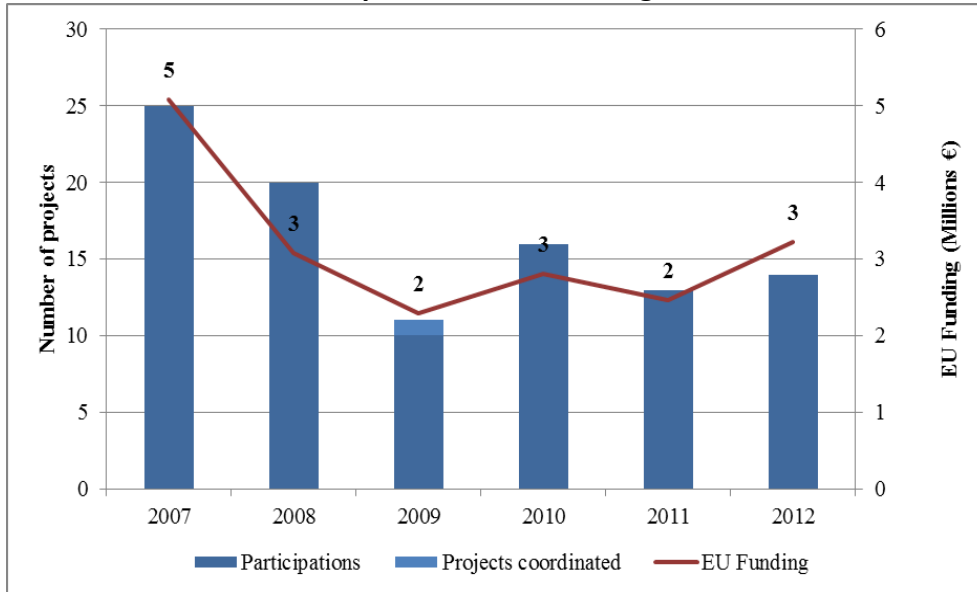
Participation to the ICT theme of FP7

Organisations from Romania participated to 98 projects (0.5% of total) and coordinated one project over the period 2007-2012, for total €18.9M of EC funding¹ (0.3% of total funding).

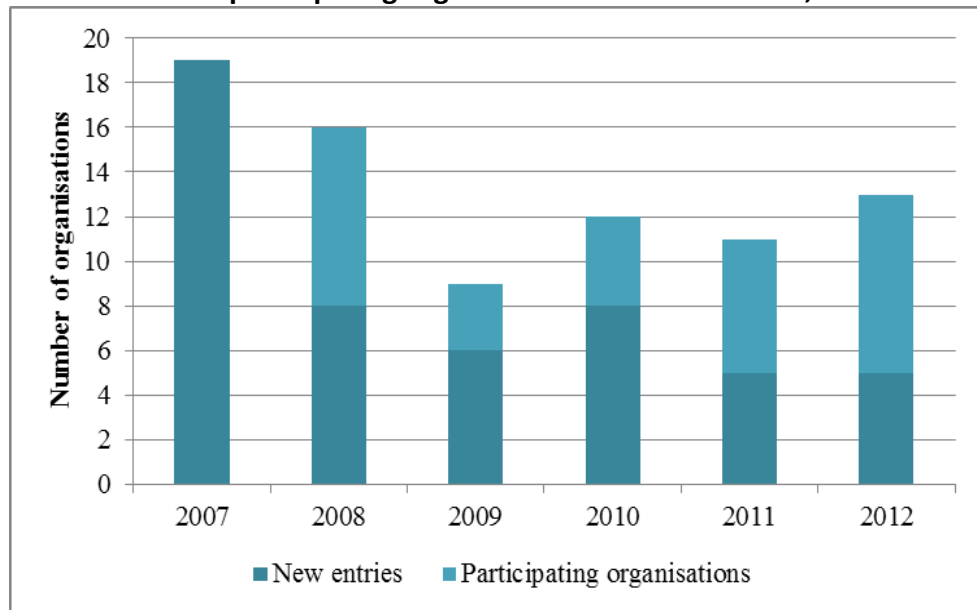
- Romanian participation in the ICT Programme has increased from ~0.15% in FP5 to 0.3% in FP6 and in FP7 so far;
- Over the period 2007 – 2012, 51 organisations participated to the programme;
- SMEs' participation is quite high (21%), whereas larger enterprises account for 16% of total funding, a low but increasing figure (15% in 2011 and 10% in 2010);
- Research participation is very focused on a few organisations such as the universities of Bucharest and Cluj napoca;
- In terms of funding, the strategic objectives receiving the highest shares are Future Networks and Internet, Software Services and internet connected objects, ICT for Health and for Energy-Efficiency;
- The Bucharest region attracts half of the total Romanian funding, with other hubs being around Cluj and Timisoara.

¹ Cumulated figures 2007-2012.

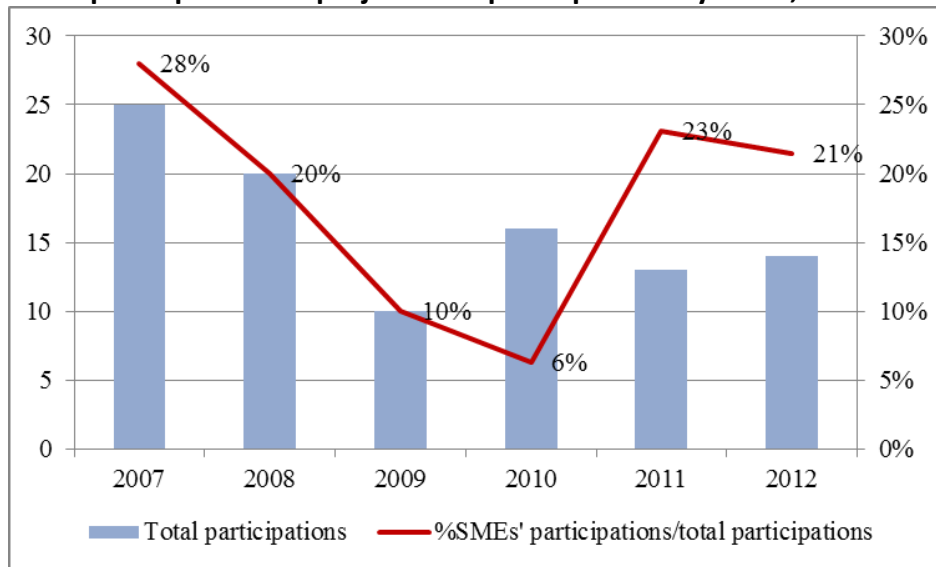
RO - Participation and EC funding, 2007 – 2012



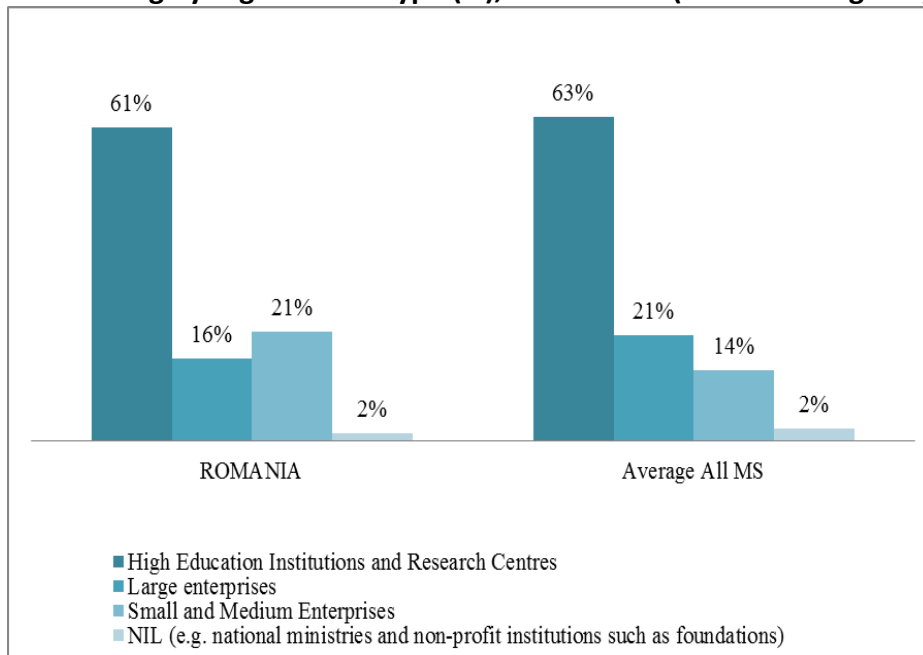
RO - Number of participating organisations and new entries, 2007 – 2012



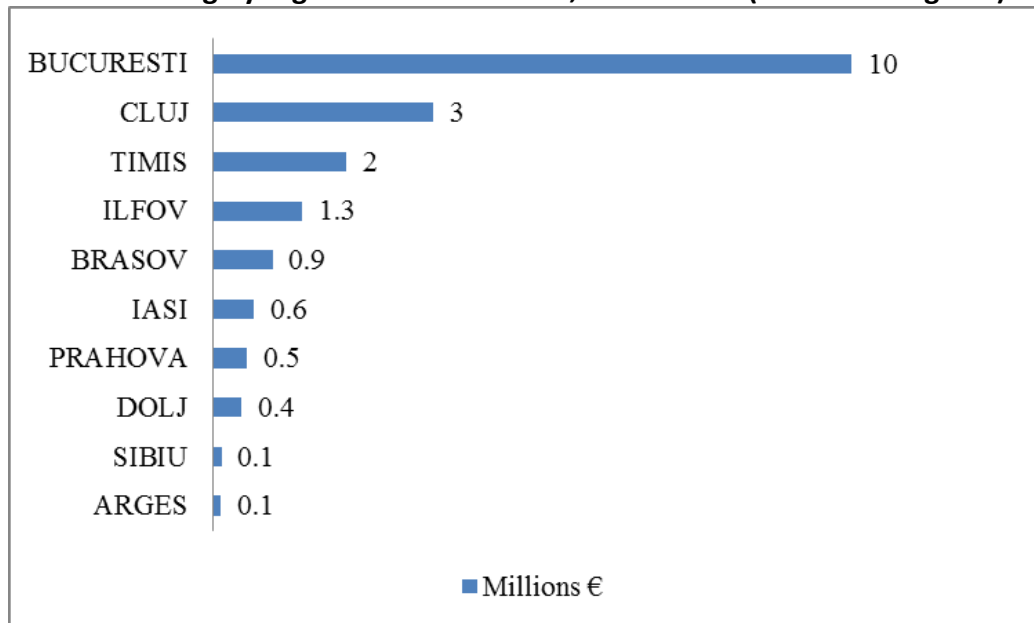
RO - Number of participations to projects and participations by SMEs, 2007 – 2012



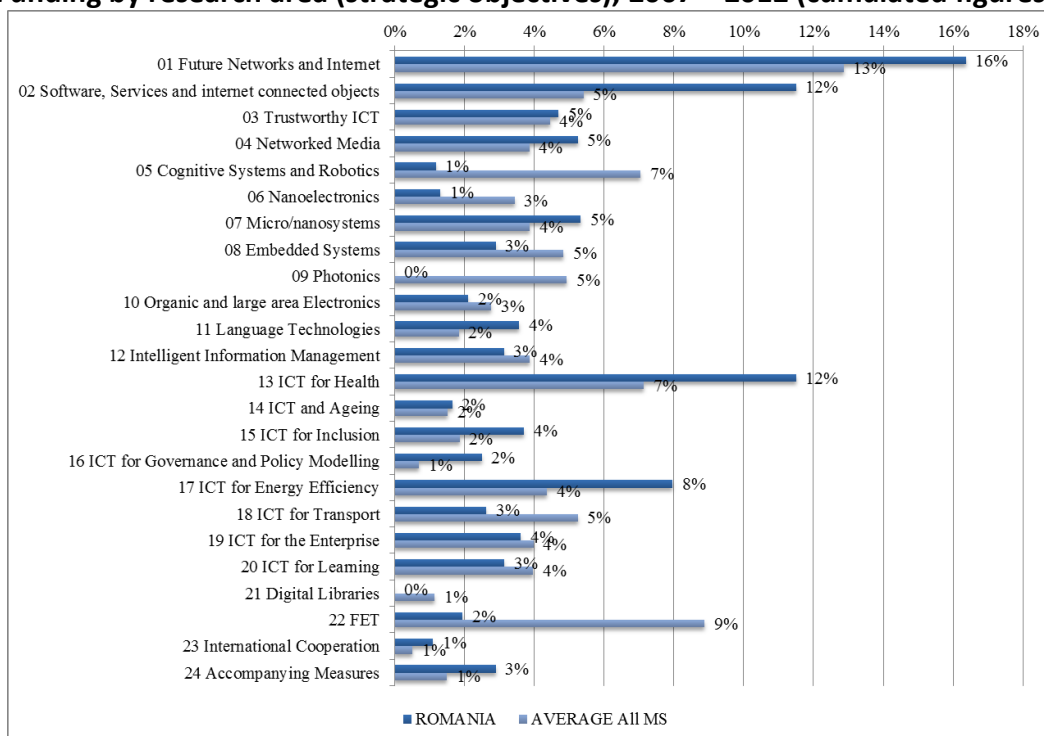
RO Funding by organisation type (%), 2007 - 2012 (cumulated figures)



RO - Funding by regions at NUTS 3 level, 2007 - 2012 (cumulated figures)



RO - Funding by research area (strategic objectives), 2007 – 2012 (cumulated figures)



Top 50 RO organisations by funding, 2007 - 2012 (cumulated figures)

#	Organisation	Type	EU funding	%
1	UNIVERSITATEA POLITEHNICA DIN BUCURESTI	HES/REC	3,502,749	18.0%
2	UNIVERSITATEA TEHNICA CLUJ-NAPOCA	HES/REC	2,418,072	12.4%
3	INSTITUTUL E-AUSTRIA TIMISOARA	HES/REC	1,238,997	6.4%
4	INSTITUTUL NATIONAL DE CERCETAREDEZVOLTARE PENTRU MICROTEHNOLOGIE	HES/REC	1,149,126	5.9%
5	SIEMENS PROGRAM AND SYSTEM ENGINEERING SRL	LARGE	903,802	4.6%
6	INSTITUTUL NATIONAL DE CERCETARE-DEZVOLTARE IN INFORMATICA - ICI BUCURESTI	HES/REC	866,083	4.4%
7	INFO WORLD SRL	SME	603,431	3.1%
8	BLUE POINT IT SOLUTIONS SRL	SME	483,236	2.5%
9	MIRA TELECOM SRL	SME	442,620	2.3%
10	UNIVERSITATEA DE VEST DIN TIMISOARA	HES/REC	414,415	2.1%
11	COMPUTER SHARING BUCURESTI SRL	SME	411,628	2.1%
12	TEAMNET INTERNATIONAL SA	SME	401,450	2.1%
13	HONEYWELL ROMANIA SRL	LARGE	346,755	1.8%
14	SIVECO ROMANIA SA	LARGE	335,965	1.7%
15	ROMSOFT SRL	SME	331,716	1.7%
16	UNIVERSITATEA POLITEHNICA DIN TIMISOARA	HES/REC	301,440	1.5%
17	SC IPA SA	HES/REC	296,835	1.5%
18	UNIVERSITATEA ALEXANDRU IOAN CUZA IASI	HES/REC	278,412	1.4%
19	IDEEA ADVERTISING SRL	SME	274,356	1.4%
20	INTRAROM S.A.	LARGE	273,940	1.4%
21	INSTITUTUL DE CERCETARI PENTRU INTELIGENTIA ARTIFICIALA	HES/REC	266,746	1.4%
22	WIRTEK S.R.L.	SME	262,371	1.3%
23	UNIVERSITATEA ROMANO-AMERICANA ASOCIATIE	HES/REC	240,900	1.2%
24	SIEMENS SRL	LARGE	231,334	1.2%
25	UNIVERSITATEA DIN CRAIOVA	HES/REC	220,200	1.1%
26	INCLUSION ALLIANCE FOR EUROPE GEIE	SME	200,224	1.0%
27	INSTITUTUL NATIONAL DE CERCETARE DEZVOLTARE PENTRU FIZICA LASERILOR	HES/REC	191,850	1.0%
28	SOFTGRESS S.R.L.	SME	183,195	0.9%
29	UNIVERSITATEA BABES BOLYAI	HES/REC	176,912	0.9%
30	UNIVERSITATEA DIN BUCURESTI	HES/REC	160,800	0.8%
31	LANGUAGE WEAVER SRL	SME	151,746	0.8%
32	CS ROMANIA SA	LARGE	143,016	0.7%
33	UNIVERSITATEA LUCIAN BLAGA DIN SIBIU	HES/REC	136,200	0.7%
34	MY SOFT SRL	SME	131,766	0.7%
35	UTI GRUP SA	LARGE	130,600	0.7%
36	UNIVERSITATEA DIN PITESTI	HES/REC	127,600	0.7%
37	Fundatia Medis	NIL	122,400	0.6%
38	OMEGA INTERNATIONAL TRANSPORT & LOGISTICS SRL	LARGE	120,681	0.6%
39	ENERGOECO SRL	LARGE	111,184	0.6%
40	GEUMACS CONSULTING SRL	SME	108,542	0.6%
41	MINISTERUL APARARII NATIONALE	NIL	100,080	0.5%
42	ASOCIATIA ROMANA PENTRU INDUSTRIA ELECTRONICA SI SOFTWARE	LARGE	93,625	0.5%
43	CENTRUL DE ECONOMIA INDUSTRIEI SI SERVICIILOR	HES/REC	92,020	0.5%
44	INTEL SOFTWARE DEVELOPMENT SRL	LARGE	91,692	0.5%
45	ROMTELECOM SA	LARGE	90,240	0.5%
46	ASOCIATIA DE STANDARDIZARE DIN ROMANIA	NIL	89,356	0.5%
47	Infineon Technologies Romania and CO. Societate in Comandita Simpla	LARGE	82,086	0.4%
48	R.T.T ROMANIA TELECOMUNICATION TRADING S.R.L	SME	73,098	0.4%
49	AQUATIM SA	LARGE	50,518	0.3%
50	ASOCIATIA DE ASISTENTA PSIHOPEDAGOGICA SI SOCIALA PENTRU COPII SI TENERII CU APTITUDINI INALTE	LARGE	16,722	0.1%
	Total		19,486,532	99.9%

Data sources:

The “Research & Development expenditure in ICT” section presents the latest available data on public and private investment in ICT (Government budget appropriations or outlays for research and development – GBAORD; Business enterprise expenditure on R&D - BERD), based on EUROSTAT data and IPTS estimates.

The “Participation to the ICT theme of FP7” section is part of the Statistical Report for Annual Monitoring Stream 2012, available at: <https://ec.europa.eu/digital-agenda/en/download-data>. The report is based on administrative data of the whole population of projects funded under the ICT theme of FP7. The projects considered are those signed as of 31 December 2012. The report analyses several aspects related to the portfolio of projects, based on descriptive statistical analysis. It provides a consolidated analysis for the years 2007-2012, and analysis on a yearly basis for selected indicators.

Please note that:

- a **participant** is defined as an organisation participating to the programme/project;
- a **participation** is defined as the involvement of an organisation in a project/programme (i.e. projects have multiple partners and an organization can be the partner of multiple projects);
- Analyses by **year** are carried out considering the year of first signature of a project.